



# Qwik-Fix™ ANGLE

A WORLD CLASS MASONRY SUPPORT SYSTEM,  
DESIGNED TO SAVE YOU TIME AND MONEY



YOUR LOCAL AGENT:



**KPC - Killeshal Precast**

Tel: 0800 0393367 Email: [sales@killeshalprecast.co.uk](mailto:sales@killeshalprecast.co.uk)

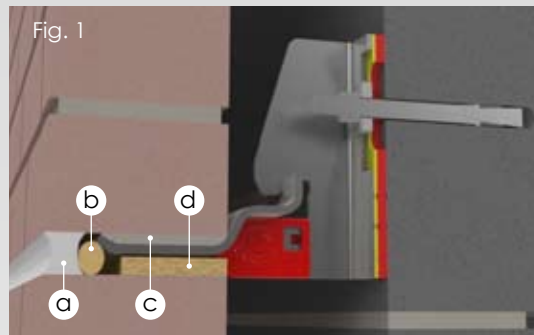
# Qwik-Fix™ ANGLE

Qwik-Fix™ Angle saves you time and money because:

- It has industry leading adjustability - this mitigates for on-site conditions in the most cost effective way possible.
- It has the strongest angle section on the market - this means that compared to our next best competitor, up to 25% fewer support brackets are required.
- All configurations are available ex-stock - this makes it easier to specify and cheaper to source.

## Suitability

Qwik-Fix™ Angle is suitable for use with any outer leaf material: brickwork, fairface blockwork, rendered blockwork, cut and reconstituted stone. The system can be fixed to a concrete slab using mechanical expansion bolts, chemical anchors or via a cast-in channel; and to steel via a welded or mechanically-fixed cleat.



- Fig. 1
- a. Silicon Soft Joint
  - b. Compressible Backing Rod
  - c. Mortar
  - d. Compressible Filler

Fig. 1 Qwik-Fix™ Angle installed; fixed to a concrete slab, using a mechanical expansion bolt. Image is for illustration purposes only and does not include detailing for DPC trays or insulation.

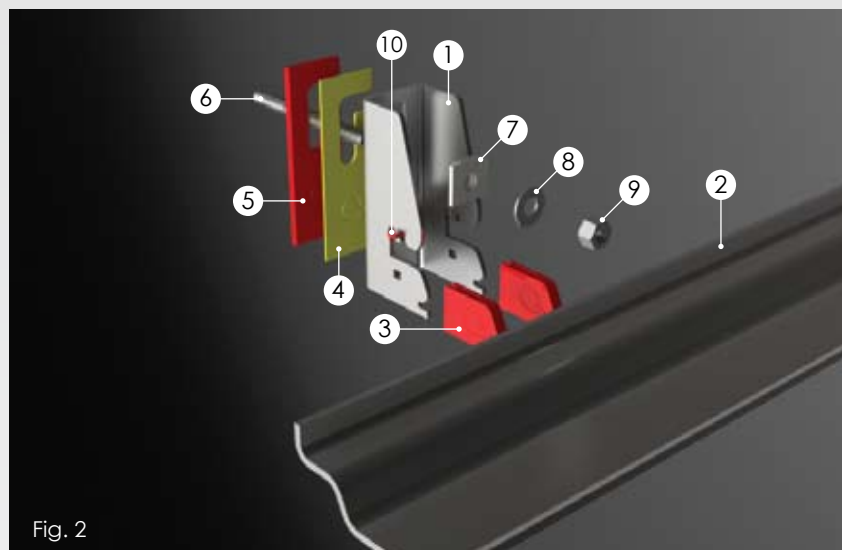


Fig. 2 Qwik-Fix™ Angle assembly; exploded view

- 1. Adjustable Support Bracket
- 2. Shelf Angle Section
- 3. Nylon Polymer Extension Shoe\*
- 4. 2mm Thermal Isolation Shim
- 5. 6mm Nylon Extension Shim\*
- 6. A4 Stainless M12 Fixing Bolt
- 7. Adjustable Lock Washer
- 8. M12 Washer
- 9. M12 Lock Nut
- 10. Restraint Peg

\*Components not universally required

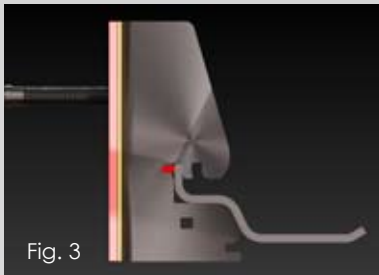


Fig. 3

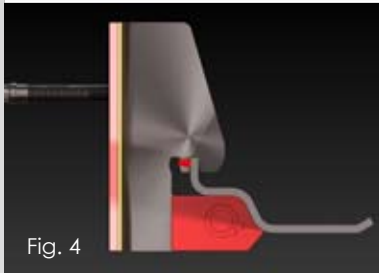


Fig. 4

### Simple Installation - Unrivalled Adjustability

- Convenient Angle Engagement - Entire system can be safely and accurately installed by one suitably instructed person.
- Vertical (y-axis) Adjustment - The indexed aperture at the back of the bracket allows up to 50mm of secure and accurate adjustment in the vertical plane.
- Horizontal (x-axis) Adjustment - Longitudinal fine adjustment is provided for by integrated seating tolerances.
- Cross Cavity (z-axis) Adjustment - Qwik-Fix™ Angle is the first masonry support system to provide up to 15mm of integrated z-axis adjustment across the cavity, without the use of shims. Our standard brackets cover cavity widths upwards of 85mm.

Fig. 3 Angle at inner condition without nylon extender shoe

Fig. 4 Angle at outer condition with nylon extender shoe

### Benefits of Improved Adjustability

- Major reduction in man hours required to install the system - between 17% and 66%, depending on frame of reference.
- Variations in blockwork can be mitigated for quickly on site; you will never have to re-order components.
- System can be installed easily and accurately around reinforcing bars.

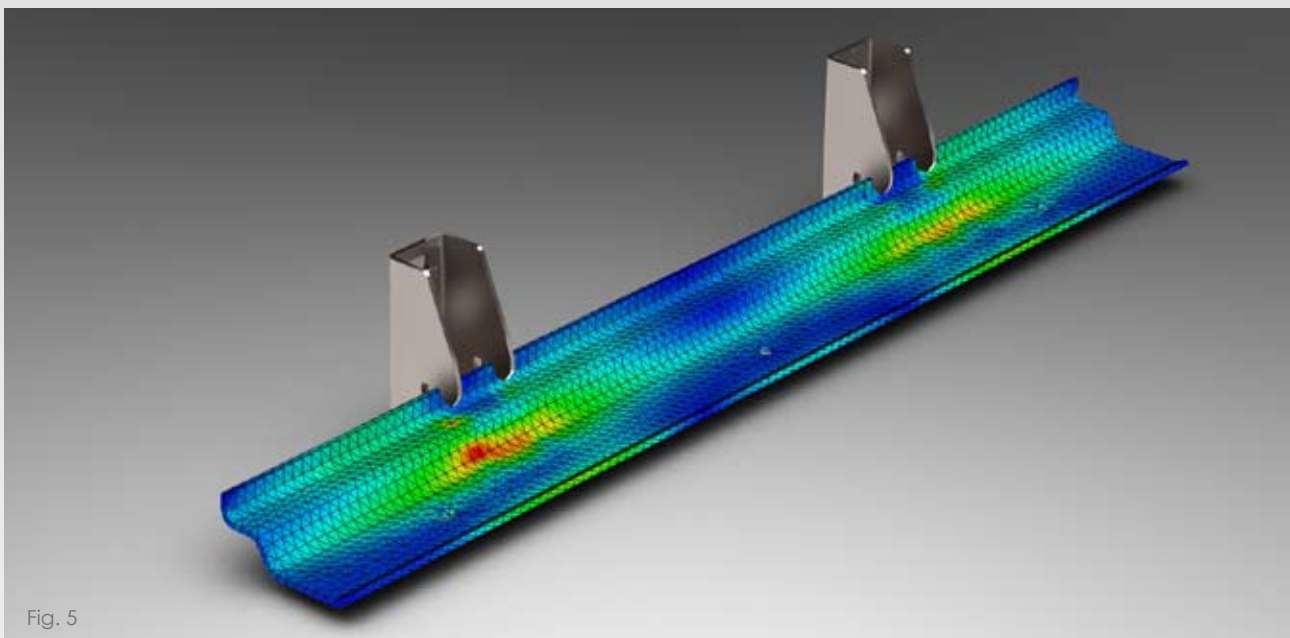


Fig. 5

Fig. 5 Finite Element Analysis showing areas of maximum to minimum stress. The blue area at mid span between brackets illustrates minimal stress at the angle's critical leading edge. Areas of maximum stress are illustrated in red - centred in structurally non-critical areas.

### Added Strength - Less Work

- Independent comparative tests have shown that Qwik-Fix™ Angle shows between 10-50% less deflection at the point of mid-span between support brackets than our competitors' angle sections. This means our support brackets can be installed at wider centres, which significantly reduces installation time.

